


iProjec-50

Impact Specimen Notch Projector



Contact us

Mikrosize Precision Instrument Co.,Ltd

A-4035 RuiFeng Business Expo, Wuhu City, China , 241000.

Web: www.mikrosize.com

Email: mikrosize@mikrosize.com




Feature and Application


The iProjec-50 impact specimen notch projector is designed based on the requirements of domestic users and in accordance with standards such as GB/T 229. It is used to check the accuracy of V-shaped and U-shaped notches. By comparing the enlarged projected notch outline with the standard sample diagram on the projection screen, it determines whether the notch processing is qualified. It also complies with international standards such as the American standard and the European standard. It features simple operation, intuitive inspection, and high efficiency, and is widely used in physical and chemical laboratories of various industries and in various testing scenarios.

Product Feature

- Complying with national standards and user requirements, it is designed in accordance with GB/T229-2007, specifically for inspecting the V and U notch shapes, precisely meeting the quality inspection needs for metal impact test specimens.
- Using the optical projection method, the outline of the notch is enlarged and projected onto the screen. It is then compared with the standard sample diagram on the screen. The detection process is intuitive and makes it easy to determine whether the sample is qualified.
- The operation process is simple and does not require complex professional skills. Staff members can get started with it after a brief training and can quickly carry out the sample notch detection work.
- The detection efficiency is high, and the single detection time is short. It can quickly complete the screening of individual or batch samples, and is suitable for high-frequency detection scenarios in enterprises, laboratories, etc.
- The workbench is highly adjustable, with travel ranges in both the vertical and horizontal directions, as well as for elevation. It can also rotate 360 degrees and precisely locate different test specimen notch positions.
- Equipped with backup halogen lamps and a base adjustment button, it can handle sudden failures of the light source, ensuring the continuous operation of the equipment. It also allows for leveling the instrument to ensure precise detection.



Product Details



1. Projection Screen

4. Power Switch

7. Light Source

2. Objective Lens

5. X/Y-Axis Handle


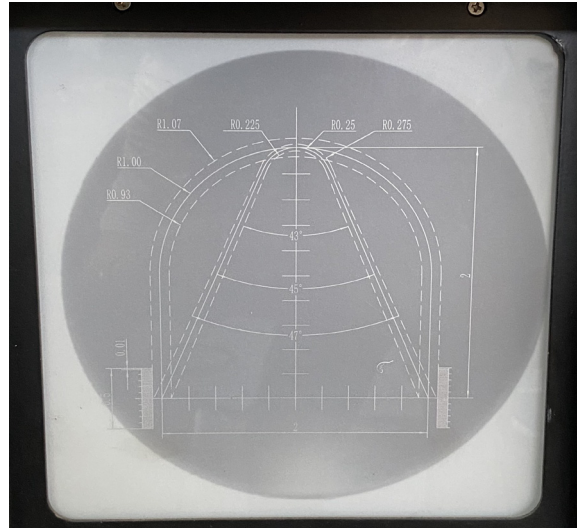
8. Power Indicator Light

3. Workbench

6. Z-Axis Handle

Product Details


Projection Screen



- The size is highly adaptable. the 200×200mm specification can fully display the enlarged V/U-shaped notch outline without any field limitation, making it convenient for observing details.
- To provide an intuitive benchmark for testing, preset standard sample diagrams can be directly compared with the projected image of the sample's notch, thereby reducing the difficulty of judgment.
- The imaging is stable and can clearly display the detailed contour of the notch after a 50X magnification, helping to accurately identify the processing size deviations.

Product Details

Workbench




- The workbench has strong adaptability. The square workbench measures 110×125mm and has a diameter of 90mm. It is equipped with a 70mm diameter transparent glass, which can stably support various J-specification impact test samples and meet the placement requirements for different specifications of samples. At the same time, the glass material ensures the light transmission of the light source, without affecting the detection imaging.
- The workbench has a flexible adjustment function. It has a travel range of ± 10 mm in both the vertical and horizontal directions, and a lifting travel range of ± 12 mm. It can precisely adjust the position of the sample. Combined with a rotation range of 0 to 360°, it enables the notch to be aligned at the optimal angle with the optical system, ensuring that the projected image is centered and clear, thereby improving the detection accuracy.
- The XYZ axis adjustment function of the workbench is practical and precise. It enables flexible adjustment of the position of the test sample in three-dimensional space, easily aligning the V-shaped or U-shaped notches of the impact test sample precisely with the center of the optical system. It effectively adapts to the deviation of the notch positions of different test samples, ensuring that the projected image is centered and clear, laying the foundation for accurate comparison with standard sample diagrams, and improving the detection accuracy and adaptability.

Technical Specification

Diameter Of The Projection Screen	200×200mm	
	Workbench size	110×125mm
Workbench Size	Workbench diameter	90mm
	Diameter of the workbench glass	70mm
	Vertical	±10mm
Workbench Travel Distance	Horizontal	±10mm
	Lift and lower	±10mm
Rotation Range Of The Workbench	0~360°	
Instrument Magnification Factor	50X	
Objective Lens Magnification	2.5X	
Projection Objective Magnification	20X	
Light Source (Halogen Lamp)	12V/100W	
Power Supply	220V/50Hz	
Dimensions Of The Shape	515×224×603mm	
Weight	20kg	

Standard Delivery

Name	Qty	Photo
Main Unit	1pc	
Base Adjustment Knob	4pcs	/
Power Cord	1pc	/
Halogen Tungsten Lamp	2pcs	/
0.5X Flat Glass Camera Interface	1pc	/